

GB



Caravans 2014-2 Technical specifications



Caravans 2014 | Sport | Südwind | Südwind Exclusive | Eurostar | Deseo



KNAUS SPORT standard equipment / packages

KNAUS SPORT standard equipment

1. VEHICLE, CHASSIS

AL-KO Euro chassis with semi-trailing link axle (mono axle; starting from body length 650 with tandem axle)
2 hydraulic wheel shock absorbers
Automatic reversing system
Hand brake servo-assisted
AKS stabiliser
Spare wheel housing in gas bottle box
Adjustment with crank supports

2. BODY

Aluminium hammer tone finish, front and tail in blank sheet
Lockable outside hatch
Door width 60 cm, split horizontally incl. garbage
Convenience one-key locking system
Gas bottle box in the front for 2 x 11 kg gas bottles
Thickness, roof: 31, Thickness, side wall: 31, Thickness, floor: 38 mm
12 V outdoor tent light
Additional security lighting 3rd brake light

3. INTERIOR

Furniture flaps Effect elm decor
Hard-wearing PVC floor covering in wood design
Ventilated cupboards and storage compartments
Upholstery selection: Bella, Cara, Viva
5 zones of comfort foam mattress, divided
Textile room partitioner
Individually movable spots in seating and bed area

4. ELECTRICS

Electric coupling to drawing vehicle, Jaeger 13 pole
Interior lighting complete in 12V version
230 V Euro exterior power socket, several security interior sockets
TV installation prepared (co-axial cabling)
Transformer 240 VA

5. GAS / WATER / HEATING

Gas heating, model: Truma S 3004 (from body length 550: Truma S 5004)
Fresh water tank permanent mount, 45 ltr.
Central waste water discharge, one exterior water outlet underneath floor
Hot water supply with immersion pump 12 V
Truma Therme hot-water system for kitchen and toilet
Air circulation system 12V, air circulation system with temperature sensitive automatic revolution system

6. KITCHEN / SANITARY AREA

3-flame gas stove with glass cover and stainless steel sink
Refrigerator Dometic 108 ltr., gas, 230 V, 12V (gas operation in driving mode are only allowed in combination with Truma Mono Control)
Comfort bathroom (optional shower set; serial equipment on 580 QS)
Washing basin tap
Ceramic cassette rotating toilet Dometic
LED-worksurface lighting

KNAUS SPORT PLUS PACKAGE

114505 Plus package 16,5 kg

- Lift-tilt sunroof, Heki II [Nr. 100170]
- Insect protection blind, full length of the door [Nr. 100832]
- Heavy-duty corner steadies [Nr. 150065]

KNAUS SPORT WINTER PACKAGE

114105 Winter package 9 kg

- (up to body length 550)
- Electric floor heating up to body length 550 [Nr. 550279]
 - Auxiliary electric heating, Truma Ultraheat [Nr. 550086]
 - Winter cover for gas bottle box in KNAUS design [Nr. 100694]
- Info: Possible for SPORT up to body length 550

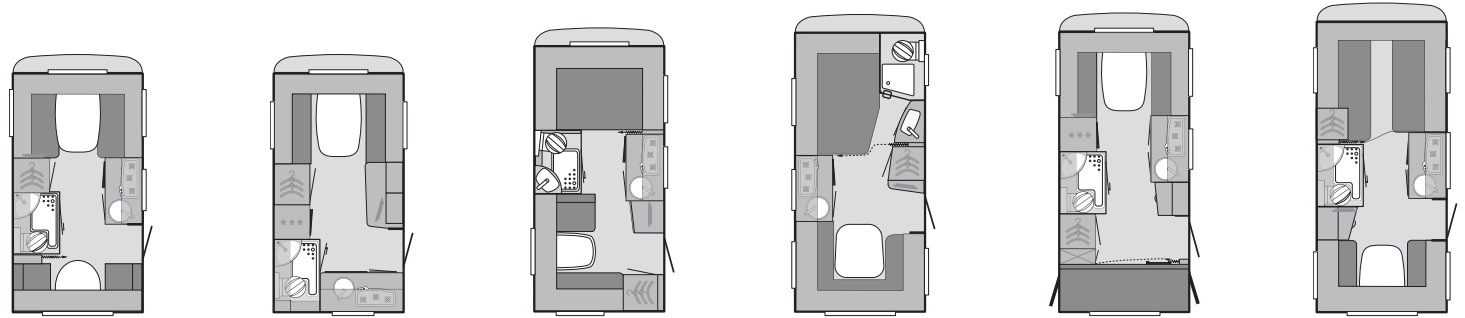
KNAUS SPORT WINTER PACKAGE

114106 Winter package 9 kg

- (starting from body length 580)
- Electric floor heating starting from body length 580 [Nr. 550920]
 - Auxiliary electric heating, Truma Ultraheat [Nr. 550086]
 - Winter cover for gas bottle box in KNAUS design [Nr. 100694]
- Info: Possible for SPORT starting from body length 580

SPORT

Technical Specifications



Technical Specifications/Equipment details	400 LK	400 LB	420 QD	450 FU	450 LK	460 EU
Total length*	596	596	640	666	666	686
Interior length (cm)	400	400	444	470	470	490
Total width / Interior width (cm)	232 / 216	232 / 216	232 / 216	232 / 216	232 / 216	232 / 216
Total height / Interior height (cm)	257 / 196	257 / 196	257 / 196	257 / 196	257 / 196	257 / 196
Awning dimensions (cm)	828	828	872	898	898	918
Mass of the unladen vehicle (kg)**	880	880	920	970	970	1.020
Mass in running order (kg)**	950	950	990	1.040	1.040	1.090
Maximum technically permissible laden mass (kg)**	1.100	1.100	1.200	1.200	1.200	1.300
Maximum user payload (kg)**	220	220	280	230	230	280
Tyre size	195/70 R 14	195/70 R 14	195/70 R 14	195/70 R 14	195/70 R 14	195/70 R14
Rim size	5 1/2 J x 14	5 1/2 J x 14	5 1/2 J x 14	5 1/2 J x 14	5 1/2 J x 14	5 1/2 J x 14
Sleeping berths	4	2	4	4	4	up to 4
Bed dimensions, front (cm)	210 x 136	210 x 147	198 x 138	198 x 138	210 x 137	199 x 85; 181 x 85
Bed dimensions, centre (cm)	-	-	-	-	-	-
Bed dimensions, rear (cm)	210 x 77/77	-	193 x 142/97	204 x 149/127	2x 205 x 72	204 x 115
Hinged windows all around***	5	4	6	6	6	6
Skylights with insect protection	2	2	2	2	2	3
Mushroom-shaped fans	1	1	1	1	1	0

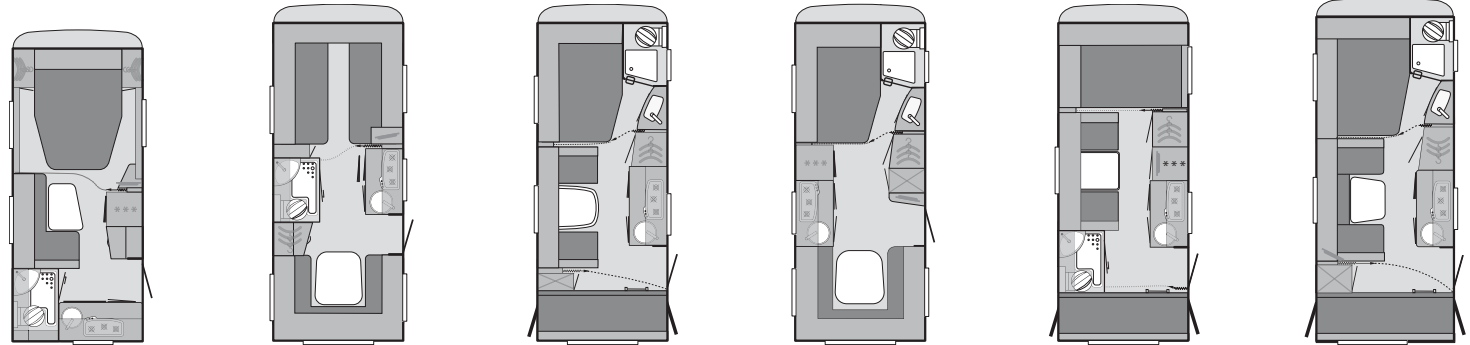
*) including drawbar

**) Maximum user payload (kg) = Difference of Mass of unladen vehicle and Maximum authorized laden mass. For explanations please refer to last page.

***) interior: fly screen and black out blind

SPORT

Technical Specifications



Technical Specifications/Equipment details	460 XB	500 EU	500 FDK	500 FU	500 QDK	550 FSK
Total length*	686	728	728	728	728	750
Interior length (cm)	490	532	532	532	532	554
Total width / Interior width (cm)	232 / 216	232/216	232/216	232/216	232/216	250/234
Total height / Interior height (cm)	257 / 196	257/196	257/196	257/196	257/196	257/196
Awning dimensions (cm)	918	960	960	960	960	982
Mass of the unladen vehicle (kg)**	1.020	1.060	1.060	1.060	1.060	1.130
Mass in running order (kg)**	1.090	1.130	1.130	1.130	1.130	1.200
Maximum technically permissible laden mass (kg)**	1.300	1.300	1.300	1.300	1.300	1.400
Maximum user payload (kg)**	280	240	240	240	240	270
Tyre size	195/70 R14	195/70 R14	195/70 R14	195/70 R14	195/70 R14	185 R14C
Rim size	5 1/2 J x 14	5 1/2 J x 14	5 1/2 J x 14	5 1/2 J x 14	5 1/2 J x 14	5 1/2 J x 14
Sleeping berths	3	4	4 (5)	4	4 (5)	4 (5)
Bed dimensions, front (cm)	200 x 145	2 x 199 x 85	199 x 137	199 x 137	198 x 137	199 x 156
Bed dimensions, centre (cm)	157 x 107	-	207x 97 ¹⁾	-	192 x 97 ¹⁾	207 x 110 ¹⁾
Bed dimensions, rear (cm)	-	205 x 137	2 x 205 x 72	202 x 153	2 x 205 x 72	2 x 205 x 72
Hinged windows all around***	4	6	6	6	6	5
Skylights with insect protection	3	3	2	2	3	2
Mushroom-shaped fans	0	0	2	1	1	2

¹⁾ liftable table for bed conversion available as an option, item-no 550651

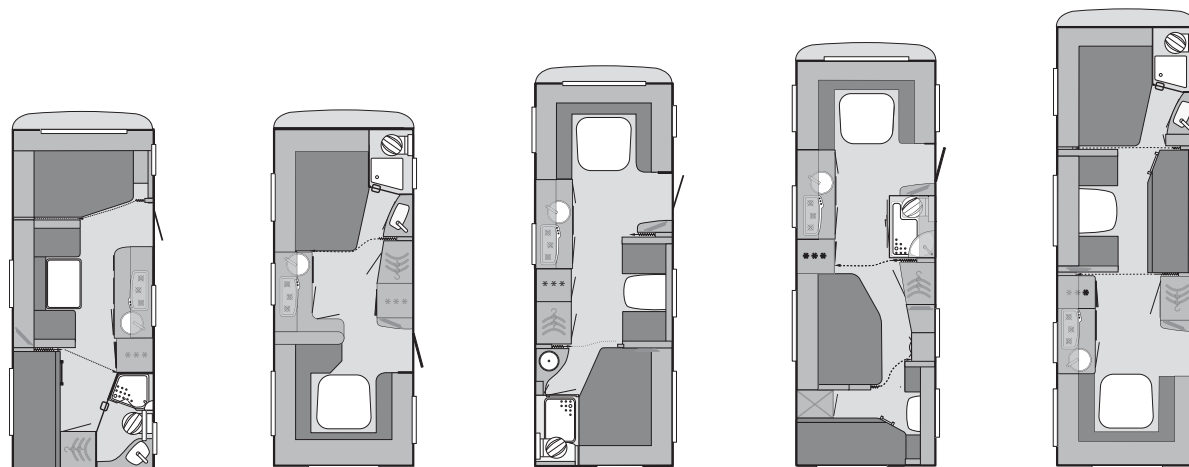
*) including drawbar

**) Maximum user payload (kg) = Difference of Mass of unladen vehicle and Maximum authorized laden mass. For explanations please refer to last page.

***) interior: fly screen and black out blind

SPORT

Technical Specifications



Technical Specifications/Equipment details	580 QS	580 FUS	650 UDF	700 UFK	750 FKU
Total length*	782	782	858	888	944
Interior length (cm)	568	568	660	690	746
Total width / Interior width (cm)	250/234	250/234	250/234	250/234	250/234
Total height / Interior height (cm)	257/196	257/196	257/196	257/196	257/196
Awning dimensions (cm)	996	1018	1.088	1.118	1174
Mass of the unladen vehicle (kg)**	1.200	1.200	1.450	1500	1670
Mass in running order (kg)**	1.270	1.270	1.520	1570	1740
Maximum technically permissible laden mass (kg)**	1.500	1.500	1.800	1900	2000
Maximum user payload (kg)**	300	300	350	400	330
Tyre size	185 R14C	185 R14C	185/65 R14	185/65 R14	185/65 R14
Rim size	5 1/2 J x 14	5 1/2 J x 14	5 1/2 J x 14	5 1/2 J x 14	5 1/2 J x 14
Sleeping berths	5 (6)	4	5 (6)	6 (7)	7
Bed dimensions, front (cm)	199 x 147	198 x 156	228 x 165/153	228 x 147/137	198 x 156
Bed dimensions, centre (cm)	207 x 110 ¹⁾	-	189 x 80 ²⁾ ; folding bed: 180 x 70	199 x 136; folding bed: 185 x 70 ³⁾	206 x 97 ; 2 x bunk bed: 206 x 72;
			(opt. bunk bed 2 x 188 x 72 available)		folding bed 206 x 72
Bed dimensions, rear (cm)	2 x 193 x 77	220 x 207/153	198 x 156	2 x 177 x 72	228 x 151/147
Hinged windows all around***	6	6	7	9	10
Skylights with insect protection	3	3	4	4	4
Mushroom-shaped fans	1	1	0	0	1

*) including drawbar

**) Maximum user payload (kg) = Difference of Mass of unladen vehicle and Maximum authorized laden mass. For explanations please refer to last page.

***) interior: fly screen and black out blind

1) liftable table for bed conversion available as an option, item-no 550651

2) Move-out for bed extension with compensating cushion (middle seating groups) available as an option, item-no. 551965

3) Folding bed above fixed bed available as an option, item-no. 551112

KNAUS optional equipment

Item no.		• = option - = Not available X = standard equipment				Weight
		SPORT	SÜDWIND	SW Exclusive	EUROSTAR	
VEHICLE						
CHASSIS						
150840	AL-KO Big Foot for premium steadies	-	-	-	•	2,5
150266	AL-KO Safety Compact 2004	-	-	-	•	1
150997	AL-KO-ATC traction control system	•	•	•	•	4,5
150108	Aluminium wheels for Mono axle up to 1,300 kg	•	•	•	-	-
150109	Aluminium wheels for Mono axle starting from 1,400 kg	•	•	•	-	-
150110	Aluminium wheels for tandem axle	•	•	•	-	-
150122	Spare wheel incl. car jack – not available for Mono axle with 1.900/2.000 kg	•	•	•	-	25
152026	Spare wheel with alloy rim, underfloor adjustment	-	•	•	•	15
150620	Roadway kit tyre filling system incl. compressor	•	•	•	-	2,5
151634	Wheel trims	-	•	•	-	-
150065	Fixing supports, solid form, long	•	•	X	X	6,5
151678	Hydraulic steadies – Installation requires combination with Autark or 12 Volt package	-	-	-	•	22
BODY						
Windows, doors, vents						
100918	Hinged window (serial equipment on SP 400LK; 420QD; 500QDK; 700UFK; SW 580 QS, 750 UFK; on SW Exclusive 580 UF, 650 UDF, 750 UFK)	•	•	•	-	8
101666	Hinged window for toiletroom (depending on vehicle layout)	•	•	•	X	-
102011	frame windows	-	-	-	•	-
100099	Rooftop ventilation Omnivent 12 V,	•	•	•	•	5
101958	2. garage door 60 x 95 cm, forward facing left – available on SP 450 LK, 500 FDK, 500 QDK, 550 FSK; SW 500 FDK, 500 FSK, 550/580 FSK; SW Excl. 580 FDK	•	•	•	-	5,5
100170	Lift-tilt sunroof, HEKI II	•	•	X	-	7,2
100832	Insect protection blind, full length of the door	•	•	X	-	3
101402	Insect protection blind, full length of the door	-	-	-	•	3
100612	Service flap lockable (depending on vehicle layout)	•	•	•	•	1,5
Other						
100887	Roof of GRP w/ reduced sensitivity of hail	•	•	•	•	8
100577	Roof railing	•	•	•	-	10
100570	Drawbar covering (not available in combination with bike rack on drawbar)	•	•	•	X	4
100215	Bike rack rear mounting, for 2 bikes (max. load capacity 60 kg)	•	•	•	-	6
100039	Bike rack on drawbar, for 2 bikes (not available in combination with drawbar covering)	•	•	•	-	5

Item no.		• = option - = Not available X = standard equipment				Weight
		SPORT	SÜDWIND	SW Exclusive	EUROSTAR	
551327	Smoke detector	-	-	-	•	0,3
102038	Side walls "Freedom of Design"	-	-	-	•	-
100694	Exterior gas socket	•	•	•	-	7
INTERIOR FURNISHING						
Living / sleeping						
552073	Roof panelling incl. anthracite-coloured covering of air-conditioning system	-	-	-	•	10
552074	Roof panelling incl. anthracite-coloured covering of air-conditioning system, 22" flat-screen TV with integrated receiver and swivel arm	-	-	-	•	20
551687	Bunk bed – Sport 400 LK, 650 UDF; SW Excl. 650 UDF only	•	-	•	-	-
550590	3rd bunk bed available for Sport 400 LK, 450 LK, 500 FDK, 500 QDK, 550 FSK	•	-	-	-	-
551979	3rd bunk bed with Linen cupboard – available for SW 500 FDK, 500 FSK, 580 FSK; SW Excl. 580 FDK	-	•	•	-	-
550651	Bed conversion of salon seating group (column lift table can be lowered) – available for SP 500 FDK, 500 QDK, 550 FSK, 580 QS only	•	X	X	-	-
550660	Decoration packages: table cloth/s, pillows/cushions, utensil bag	•	•	•	•	-
551413	Single column lift table	•	X	X	X	-
551112	Folding bed - SP 700 UFK only	•	-	-	-	8
552052	Air condition Freshjet 2200 (depending on vehicle layout)	•	•	•	•	30
550040	Fixed beds with spring mattress	•	•	•	•	9,5
552009	Adjustment for table flexibly	-	•	•	-	-
550042	Knaus comfort bed – cold-foam mattress incl. disc-spring bed bases	-	•	•	X	1
551416	Leather Alice	-	-	-	•	-
551968	Deluxe bed construction with second compensating cushion (possible for all round seating groups and dinette).	•	X	-	-	-
550894	Extendible slatted frame for single beds	•	•	•	•	0,5
551965	Move-out for bed extension with compensating cushion – for SP 420 QD, 500 FDK, 500 QDK, 550FSK, 580 QS, 650 UDF, 750 FDU; SW 500 FDK, 500 FSK, 580 FSK, 580 QS; SW Excl. 580 FDK	•	•	•	-	-
551679	Bedsread	•	•	•	•	-
550075	Carpeting for body length 400 to 450	•	•	•	-	5
550076	Carpeting for body length 500 to 590	•	•	•	•	6
550077	Carpeting for body length 650 to 750	•	•	•	-	7
550081	Airmix proportioning of fresh air unit in air circulation system	•	•	•	-	0,5
551966	Wall covering above the bed, in leather design	•	•	•	-	-

KNAUS optional equipment

Item no.		SPORT	SÜDWIND	SW-Exclusive	EUROSTAR	Weight
	• = option - = Not available X = standard equipment					
	Electrics					
551480	Ambiance lighting	-	•	•	X	-
250004	Aerial package Caro	•	•	•	-	15
251998	Antenna CaroVision automatically (without Receiver)	-	-	-	•	-
251336	Antenna cable at drawbar, length 5 m	-	-	-	•	2
251337	Antenna cable at drawbar, length 10 m	-	-	-	•	4
250072	Additional 230 V socket inside	•	•	•	•	0,3
250950	Additional 12 V socket inside	•	•	•	•	0,30
250941	Combi-external plug socket (combination electricity + TV)	•	•	•	•	-
252023	22" flat-screen TV with integrated receiver and swivel arm	-	-	-	•	10
250969	Flat screen TV 19" LCD monitor	•	•	•	-	9
251261	Holder for flat screen TV, swivelling (depending on vehicle layout)	•	•	•	-	3
250376	12 V mobile system, comprising: Gel battery, automatic charger, and master switch	•	•	•	-	28,6
251358	Radio preparation incl. 2 speakers and cable laying	-	•	•	-	1
252034	Radio preparation incl. 4 speakers and cable laying (Jehnert)	-	-	-	•	1
250231	Radio/CD/MP3-Tuner with USB - only available in combination with radio preparation	-	•	•	•	1
251969	USB port above the seating group	-	•	X	X	-
	Gas, heating, water					
300518	Exterior gas socket	•	•	•	•	-
301956	Mono Control CS vertical (on 1 gas bottle)	•	•	•	•	-
301957	Duo Control CS vertical (on 2 gas bottles)	•	•	•	•	-
301057	Remote display + ice-ex for DuoControl	•	•	•	•	-
351386	ALde hot-water heating – means no service hatch (depending on vehicle layout, on request)	-	-	-	•	34
450098	ALDE hot water heating – possible for SW 500 FU, 580 FSK, 590 FUS, 700 EU, 700 UFK	-	•	•	-	-
351967	ALDE hot-water floor heating – possible for SW Excl. 580 UF, 650 UDF, 750 UFK	-	-	•	-	-
550920	Electric floor heating starting from body length 580	•	•	•	•	10
550279	Electric floor heating up to body length 550	•	•	•	•	10,00
550086	Additional electric heating Truma Ultraheat	•	•	•	•	2
450092	Waste water tank mobile, 25 litre	•	•	•	•	3,3
450019	City water supply connection (only in combination with fresh water tank 45 ltr.)	•	•	•	X	0,5
450093	Fresh water tank mobile, 25 ltr	•	•	•	-	3,3
450153	Fresh water tank permanent mount, 45 ltr.,	X	X	X	X	5
451960	Fresh water tank 75 ltr., integrated in the function floor	-	-	-	•	5,5
450563	Fresh water tank liquid level indicator	•	•	•	•	-
451481	Hot water system with boiler through Truma-Boiler BN 10 (gas/electric)	-	-	-	•	9,5
451751	Hot water system with Truma-Boiler 14 L (electric)	-	-	-	•	9,5
450090	Hot-water system Truma gas boiler, 10 l, mixer taps, shower equipment, shower curtain, 25 l waste water tank	-	•	•	-	19

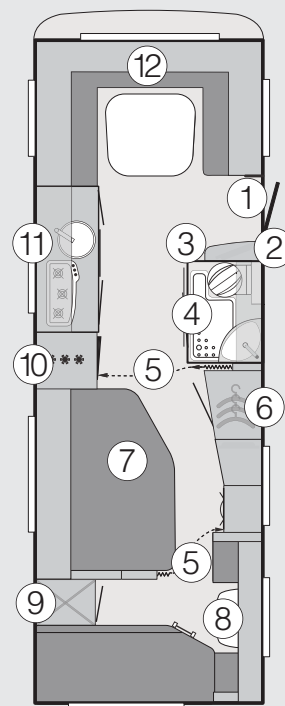
Item no.		SPORT	SÜDWIND	SW-Exclusive	EUROSTAR	Weight
	• = option - = Not available X = standard equipment					
	Kitchen and sanitary area					
400369	Gas oven w/ grill	-	•	•	-	13,2
400622	Extractor hood	-	•	•	•	2,5
402037	Gourmet cooker	-	-	-	•	-
401769	Coffee pad machine, in kitchen display cabinet (depending on the model)	-	•	•	•	2,7
401940	Kitchen equipment comprising: Kitchen roll holder, spice board, hooks for dish towels	•	•	•	-	1,5
401798	189 l Dometic refrigerator with separate freezer door, 230V/gas instead of 108 l – possible for SP 400 LB, 450 LK, 480 XB, 500 FU, 500 QDK, 580 FUS, 580 QS, 650 UDF; SW 500 FU, 580 FSK, 580 EU, 580 QS, 590 FUS, 650 UDF, 700 UFK, 750 FKU; SW excl. 580 UF					
401307	(gas operation in driving mode are only allowed in combination with Truma Mono Control) Refrigerator Dometic 189l 230V/Gas instead of 108 l (depending on the model, on request) – gas operation in driving mode are only allowed in combination with Truma Mono Control	•	•	•	-	5
400060	Microwave (depending on vehicle layout)	•	•	•	•	15
402054	Storage box system in kitchen cabinet	-	-	-	•	-
450950	Additional shower kit "luxus"	-	-	-	•	2
450585	Additional shower kit for longitudinally positioned bathroom	•	•	•	-	2
450520	Additional shower kit for centrally positioned bathroom	•	•	•	-	2
	EXTRAS					
	Awning Omnistor					
500160	Awning 265cm x 200cm (depending on vehicle layout) – starting from body length 400	•	-	-	-	20
500161	Awning 305cm x 250cm (depending on vehicle layout) – starting from body length 420	•	•	•	-	23
500163	Awning 405cm x 250cm (depending on vehicle layout) – starting from body length 500	•	•	•	-	30
501730	Awning 455cm x 250cm (depending on vehicle layout) – starting from body length 590	•	•	•	-	33
500657	Awning with mounting on the roof 400cm x 250 cm (depending on vehicle layout)	-	•	•	•	40
501997	Awning with mounting on the roof 455 cm x 250 cm (depending on vehicle layout)	-	-	-	•	42

KNAUS Weight variants

Item no.	Category	Weight increase (1)
151453	Eurostar 590 FUS	2.300 kg up to 2.500 kg*
150111	Sport 400	1.100 up to 1.200/1.300 kg
150111	Sport 420, 450	1.200 up to 1.300 kg
150111	Sport 550 / Südwind 460	1.400 up to 1.500 kg
150111	Südwind 580 / Südwind Exclusive 580	1.600 up to 1.700 kg
150111	Sport 650 / Südwind Exclusive 650	1.800 up to 1.900/2.000 kg
150111	Sport 700 / Südwind 700 / Südwind Exclusive 650	1.900 up to 2.000 kg
150112	Sport 400	1.100 up to 1.400/1.500 kg
150112	Sport 420, 450	1.200 up to 1.400/1.500 kg
150112	Südwind 420	1.300 auf 1.400/1.500 kg
150112	Sport 460, 500 / Südwind 450 / Südwind Exclusive 450	1.300 auf 1.400/1.500/1.600/1.700 kg
150112	Sport 550 / Südwind 460	1.400 auf 1.600/1.700 kg
150112	Sport 580 / Südwind 500 / Südwind Exclusive 500	1.500 auf 1.600/1.700/1.800 kg
150112	Südwind 580 / Südwind Exclusive 580	1.600 up to 1.800 / 1.900 kg**
150112	Südwind 590	1.700 up to 1.800 / 1.900 kg**
150112	Sport 650	1.800 up to 2.500 kg
150112	Sport 700 / Südwind 700 / Südwind Exclusive 650	1.900 up to 2.500 kg
150112	Sport 750 / Südwind 750 / Südwind Exclusive 750	2.000 up to 2.500 kg

* possible up to 4 weeks before production start.
 *** In case of MTPLM upgrade to 1900 kg aluminium wheels must be fitted due to the load bearing capacity."

explanation of layouts



How to read our layouts:

- ① entrance door
- ② cloakroom
- ③ TV-position
- ④ shower, wash basin and toilet
- ⑤ room partitioner
- ⑥ wardrobe
- ⑦ fixing bed
- ⑧ dinette / seating group
- ⑨ linen cupboard
- ⑩ refrigerator
- ⑪ kitchen with 3-flame gas stove and sink
- ⑫ U-seating group

KNAUS



Knaus Tabbert GmbH | Helmut-Knaus-Straße 1 | 94118 Jandelsbrunn | Germany

important information about Knaus Caravans

ALL CARAVANS BY KNAUS ARE DELIVERED WITH A EUROPE-WIDE 5 YEAR LEAK TIGHTNESS GUARANTEE AND A 24 MONTHS WARRANTY. PLEASE NOTE FOR ALL KNAUS CARAVANS:

Dimensions and weight data may vary ca. +/-5% due to tolerances of the natural raw materials used.

With any modifications done on the vehicle by a non-authorized dealer or garage you may put at risk your personal security and lose KNAUS operating licence and warranty.

Please have any repairs, retrofittings or upgrades executed by an authorized KNAUS dealer only, and ask for original KNAUS parts.

Retrofittings, if technically possible, will cause additional mounting and material costs.

We reserve the right to any technical modifications as to design, colour, and equipment, if technical improvement requires us to do so.

In exceptional cases some combinations of extras and options may occur as mutually exclusive.

The contents of this list reflect arrangements at printing, in December 2013. It is effective as from 01.01.2014 for the 2014 model year. Previous lists are no longer valid. We reserve the right to change content at our discretion.

The water supply system is minimum state of the art (03/2009) (Regulation 2002/72/EC).

***) Annotation concerning weight data of your KNAUS caravans:**

KNAUS caravans come with generous permissible vehicle payload options.

By means of innovative solutions such as using high performance steel chassis' and honeycomb technology on furniture, low vehicle net weights are being realized.

Law requires that the weight data of a caravan be expressed as "mass in ready-to-start mode" as well as the "permissible total mass" (regulation(EU) 1230/2012)

Mass in ready-to-start mode is defined as follows:

Mass of the empty vehicle
+ liquid gas bottles (filled to 100%)
+ fresh water tank (filled to 100%)
+ toilet flush tank (100 % full)
+ fresh water boiler filled to 100%
= Mass in ready-to-start mode

Example:

Mass of the empty vehicle
permissible total mass

maximum permissible payload
(luggage, payload, gas, water, petrol etc.)

The "permissible total mass " defines the maximum permissible mass of the vehicle (vehicle incl. Optional equipment / extras / packages, and gas, water, luggage, load, etc.) for driving.

For you as a caravan user the important value of the maximum user payload (for luggage, load, gas, water, etc.) is calculated from the difference between "permissible total mass" and "mass of the unladen vehicle":

The mass of the empty vehicle is defined through weighing the vehicle with standard equipment (excluding extras, options or package equipments). Fitting optional parts will increase your caravan's net weight, and reduce possible additional payload. Please contact your KNAUS dealer for a possible increase of your vehicle's GWV.

Please note that options, extras and packages may affect the mass of the empty vehicle and thus reduce the value of the maximum permissible payload. As a user of a caravan you are required not to exceed the values of the permissible total mass in driving mode, and the respective maximum permissible axle load limits.

Ordering options to replace specific package elements will not result in a delivery of these replaced elements, too.